

# Optical Add Drop Multiplexer (OADM) Based on Dense Wavelength Division Multiplexing Technology in Next Generation Optical Networks

Ahmed Nabih Zaki Rashed

*Electronics and Electrical Communication Engineering Department  
Faculty of Electronic Engineering, Menouf 32951, Menoufia University, EGYPT  
E-mail: ahmed\_733@yahoo.com  
Tel.: +2 048-3660-716, Fax: +2 048-3660-716*

## **Abstract**

*The OADM based on DWDM technology is moving the telecommunications industry significantly closer to the development of optical networks. The OADM can be placed between two end terminals along any route and be substituted for an optical amplifier. Commercially available OADMs allow carriers to drop and/or add up to multi channels between DWDM terminals. By deploying an OADM instead of an optical amplifier, service providers can gain flexibility to distribute revenue-generating traffic and reduce costs associated with deploying end terminals at low traffic areas along a route. The OADM is especially well-suited for meshed or branched network configurations, as well as for ring architectures used to enhance survivability. Moreover, An optical add/drop multiplexer with tunable bandwidth offers several potential advantages, including optical performance monitoring and dynamic bandwidth allocation. This paper has proposed OADM for high transmission bit rates and products in next generation optical communication networks based on dense wavelength division multiplexing for different fiber link lengths at room temperature for best performance efficiency.*

**Keywords:** *Next generation network, Reconfigurable All-Optical Network, add/drop multiplexer, Dynamic bandwidth allocation*

## **1. Introduction**

Over the last decade, fiber optic cables have been installed by carriers as the backbone of their interoffice networks, becoming the mainstay of the telecommunications infrastructure [1]. Using time division multiplexing (TDM) technology, carriers now routinely transmit information at 2.4 Gbit/s on a single fiber, with some deploying equipment that quadruples that rate to 10 Gbit/sec. The revolution in high bandwidth applications and the explosive growth of the Internet, however, have created capacity demands that exceed traditional TDM limits. As a result, the once seemingly inexhaustible bandwidth promised by the deployment of optical fiber in the 1980s is being exhausted. To meet growing demands for bandwidth, a technology called Dense Wavelength Division Multiplexing (DWDM) has been developed that multiplies the capacity of a single fiber. DWDM systems being deployed today can increase a single fiber's capacity sixteen fold, to a throughput of 40 Gbit/s. This cutting edge technology when combined with network management systems and add-drop multiplexers enables carriers to adopt optically-based transmission optical networks that will meet the next

generation of transmitted bandwidth demand at a significantly lower cost than installing new fiber [2].

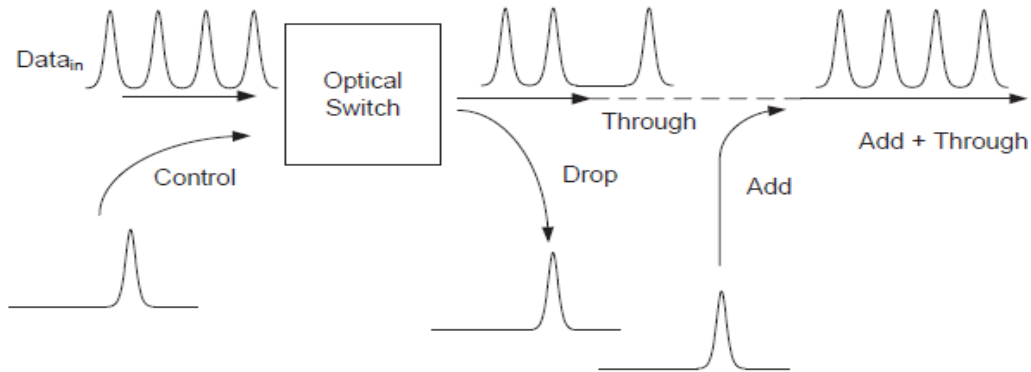
Wavelength selective optical add/drop filter is required for adding and dropping a particular Wavelength Division Multiplexing (WDM) channel at each subscriber's node in the WDM based optical access networks [2]. In these WDM based optical networks, Dense Wavelength Division Multiplexing (DWDM) technology is necessary for maximizing the limited transmission bandwidth. Add/drop filter used in DWDM based optical networks should have a good reflection characteristic, a temperature stability, a narrow spectral bandwidth, and a low implementation cost [3]. For those reasons, many researchers have been proposed various technologies for implementation of the add/drop filter. Commercialized optical add/drop filters comprise many optical passive devices such as fiber Bragg grating, thin film interference filter, circulator, and Mach-Zehnder interferometer. Although add/drop filters including those devices have good operating performances, their cost is too expensive to apply for DWDM based optical access network [4].

Future optical data transmission will change from today's point to point connections towards transparent meshed optical networks. At the same time the increasing bandwidth demand will require much higher transfer capacities per fiber than current ones. It is still an open issue whether the increase of capacity will be accomplished by a higher number of wavelengths per fiber or by higher bit rates per wavelength or most probably a combination of both. For data rates of 80, 160 Gbit/s or more per wavelength optical time division multiplexing (OTDM) has to be applied since electronic processing is not possible yet for such high frequencies. However, the achievements of transparent networks which will be implemented for the wavelength multiplexing technology (WDM) within the next years should be conserved when introducing OTDM in addition to the WDM technology [5].

In the present work, we have investigated OADM based on DWDM technology for high speed performance of next generation optical communication networks. We have taken in to account the bit error rate for added and dropped channels at different fiber link lengths. As well as we have developed OADM for high speed transmission bit rates and products per channel at different optical signal transmitted power. Moreover we have deeply studied the performance evolution of transmitted and received signal powers at different channels at a specific fiber link length.

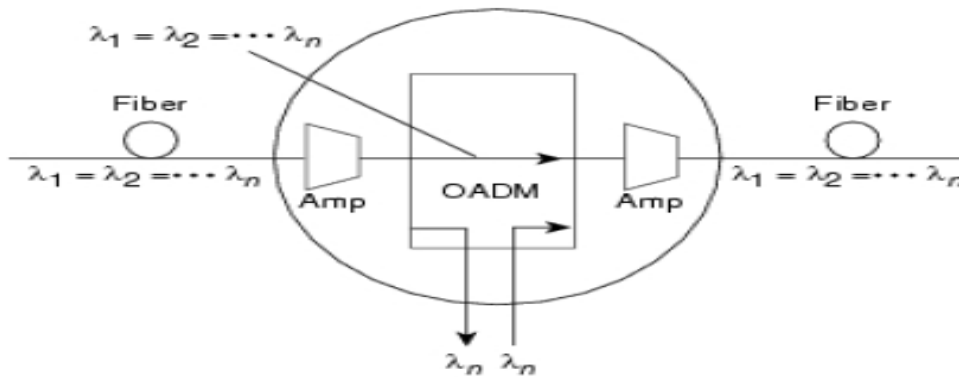
## 2. Optical Add-Drop Multiplexing

Time domain add drop multiplexing is schematically visualized in Fig. 1. One (or more) channels can be dropped and one (or more) channels can be inserted in the empty time slot(s). A synchronized control signal simultaneously creates a drop and through function. The through operation is also called continue operation in the literature. To keep consistent with the publications the through term will be used [3, 5]. The performance of various Add drop multiplexers (ADMs) are compared based on several important characteristics, namely robustness, complexity, polarization dependence, efficiency, number of tributaries and speed limitations. Several ADMs presented in literature use two control signals instead of one control signal [29, 30]. The first control signal at the base rate is to provide the drop functionality and a second control signal that is a  $(N-1)$  x multiplexed clock signal to create the through function, where  $N$  is the total number of base rate channels. Although it requires a more complex clock pulse generation stage, it could relax the requirements on the functionalities of the optical switch.



**Fig. 1. Schematic Function of a Time Domain ADM with On Gate Control**

Separate switching mechanisms can be used to create the drop and through function. In such an ADM with two control pulses, for example with a 4x40 Gbit/sec OTDM signal, the incoming data signal would be split and one control signal at 40 GHz for wavelength conversion of the dropped channel would be applied to the first part of the OTDM signal, and one control signal at 3x40 GHz to convert the wavelength of the through channels would be applied to the second part of the OTDM signal [6]. The increase in traffic demand associated with new applications is triggering a dramatic growth in capacity requirements for medium and long haul transport networks. Most network providers are tuning to dense wavelength division multiplexing (DWDM) to solve the capacity problem. DWDM offers the potential of an enormous increase in transmission throughput by using the very large bandwidth of optical fibers [7]. Therefore, DWDM is one of the election techniques for further upgrading the capacity of the existing transmission links in a cost effective way, opening the door to new and potentially efficient all-optical routing schemes, replacing what is nowadays performed by complex [1].



**Fig. 2. Selectively Removing and Adding Wavelengths.**

A wavelength selective branching device (used in DWDM transmission systems) has a wavelength "drop" function in which one or more optical signals can be transferred from an input port to either an output port or drop port(s), depending on the wavelength of the signal and also having a wavelength "add" function in which optical signals presented to the add port(s) are also transferred to the output port. [7]. Between multiplexing and demultiplexing points in a DWDM system, as shown in Fig. 2 there is an area in which multiple wavelengths exist. It is often desirable to be able to remove or insert one or more wavelengths at some

point along this span. An optical add/drop multiplexer performs this function. Rather than combining or separating all wavelengths, the OADM can remove some while passing others on. The OADMs have a key role in moving toward the goal of all-optical networks, no conversion of the signal from optical to electrical takes place. A traditional OADM consists of three parts: an optical demultiplexer, an optical multiplexer and between them a method of reconfiguring the paths between the optical demultiplexer, the optical multiplexer and a set of ports for adding and dropping signals [8].

### 3. Modeling Analysis

The transmitted signal power can be expressed as a function of transmitted power and fiber loss ( $\alpha$ ) in dB/km, and transmission distance in km as the following expression:

$$P_T = P_R e^{-\alpha L} \quad , \quad (1)$$

Where  $P_R$  is the received power. Moreover the noise figure of the system after amplification can be:

$$OSNR = \frac{\lambda_s P_T}{h c B.W_{sig} NF} \quad , \quad (2)$$

Where  $h$  is the Planck's constant ( $6.02 \times 10^{-34}$  J.sec),  $c$  is the speed of light ( $3 \times 10^8$  m/sec),  $\lambda_s$  is the operating signal wavelength in  $\mu\text{m}$ ,  $B.W_{sig}$  is the signal bandwidth at which the noise is measured, and  $NF$  is the noise figure. The refractive-index of silica-doped fiber link based on empirical equation is given by [9]:

$$n = \sqrt{1 + \frac{k_1 \lambda^2}{\lambda^2 - k_2^2} + \frac{k_3 \lambda^2}{\lambda^2 - k_4^2} + \frac{k_5 \lambda^2}{\lambda^2 - k_6^2}} \quad , \quad (3)$$

The mathematical coefficients of empirical equation is cast as in Ref. [9]. The coefficients are a function of  $T$ , ambient temperature in  $^\circ\text{C}$ ,  $T_0$  is considered as room temperature, and  $x$  is the ratio of germanium dopant added to silica fiber to improve its optical performance characteristics. The first and second differentiation of the previous equation w. r. t operating wavelength  $\lambda$  yields as in Ref. [9]. The total pulse broadening for optical system is the square root of the sum of the squares of the transmitter, optical fiber connection, and polarization mode dispersion at the receiving side. That is given by [10]:

$$\tau_s = \sqrt{\tau_t^2 + \tau_{mat.}^2 + \tau_{PMD}^2} \quad , \quad (4)$$

The material dispersion time of the single mode fiber,  $\tau_{mat.}$  which is given by the following equation [11]:

$$\tau_{mat.} = - \left( \frac{L \Delta\lambda \lambda_s}{c} \right) \cdot \left( \frac{d^2 n}{d\lambda^2} \right) \quad , \quad (5)$$

Where  $\Delta\lambda$  is the spectral linewidth of the optical source in nm. The total pulse broadening due to polarization mode dispersion (PMD),  $D_{PMD}$  on the transmission distance,  $L$  can be expressed as [10]:

$$\tau_{PMD} = D_{PMD} \sqrt{L} \quad , \quad p \text{ sec}/\sqrt{km} \quad (6)$$

The maximum transmit power per channel, as a function of fiber link length can be [11]:

$$P_T = \frac{40000}{N_{ch}(N_{ch} - 1) \Delta\lambda_s L} , \quad (7)$$

Where  $N_{ch}$  be the number of transmitted channels, and  $\Delta\lambda_s$  be the channel spacing in nm. For standard single mode fiber, the transmitted signal bandwidth can be determined as [12]:

$$B.W_{sig.} = \frac{0.44}{\tau_s L} , \quad (8)$$

Where  $\tau_s$  is the total pulse broadening due to total dispersion coefficient of the system. According to modified Shannon theorem, the maximum bit rate per optical channel for supported number of users, or the maximum capacity of the channel for maximum subscribers is given by [13]:

$$B_{Sh} = B.W_{sig.} \frac{\log_{10}(1 + SNR)}{\log_{10} 2} , \quad (9)$$

By using MATLAB curve fitting program, the fitting the relationship between the optical received power ( $P_r$ ) and BER for the added and dropped signal at operating wavelength  $\lambda=1.55 \mu\text{m}$ ) can be expressed as [14, 7]:

$$BER = 0.0035 \times 10^{-9} - 0.0754 \times 10^{-8} P_R \quad (\text{For added signal}), \quad (10)$$

$$BER = 0.136 \times 10^{-9} + 0.763 \times 10^{-8} P_R \quad (\text{For dropped signal}), \quad (11)$$

The bit error rate (BER) essentially specifies the average probability of incorrect bit identification. In general. The higher the received SNR, the lower the BER probability will be. For most PIN receivers, the noise is generally thermally limited, which independent of signal current. The bit error rate (BER) is related to the signal to noise ratio (SNR) as [15]:

$$BER = \frac{1}{2} \cdot \left[ 1 - \text{erf} \left( \frac{\sqrt{SNR}}{2\sqrt{2}} \right) \right] , \quad (12)$$

Where erf represents the error function. For SNRs  $\geq 16$  ( $\approx 12$  dB), the BER can be approximately by:

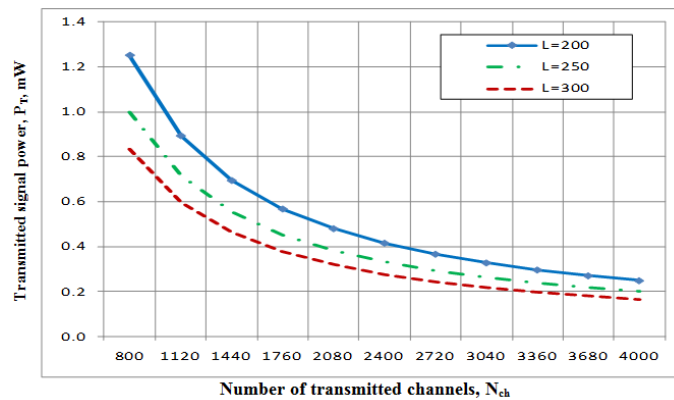
$$BER \approx \left( \frac{2}{\pi \cdot SNR} \right) \cdot \exp \left( \frac{-SNR}{8} \right) , \quad (13)$$

#### 4. Simulation Results and Performance Evaluation

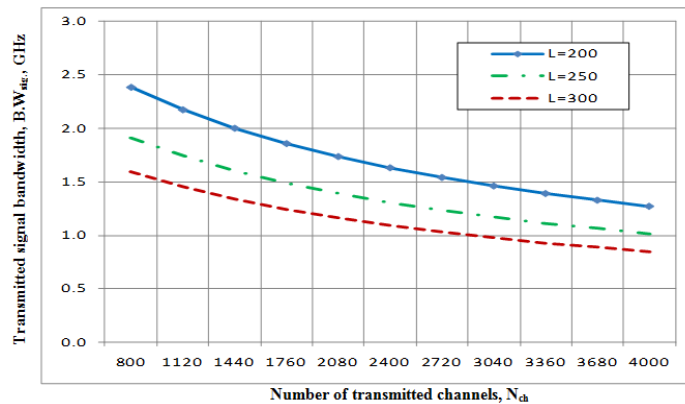
The optical add-drop multiplexer (OADM) is one of the key components for DWDM in passive optical ring networks. The OADM is used for selectively dropping and inserting signals into a transparent DWDM. Therefore, in the present study, we have investigated and analyzed the evolution of the performance characteristics of the OADMs, moreover OADMs are taken as the major interest in optical networks to handle transmission bit rates and maximum transmission distances for the supported users at the assumed set of parameters as: polarization mode dispersion,  $D_{PMD}=0.2 \text{ psec}/\sqrt{\text{km}}$ , transmission distance,  $L=100\text{-}300 \text{ km}$ ,

operating optical signal wavelength,  $\lambda_s = 1.45\text{-}1.65 \mu\text{m}$ , number of transmitted channels,  $N_{ch} = 800\text{-}2400$  channels, ambient temperature = room temperature =  $25 \text{ }^\circ\text{C}$ , spectral linewidth of optical source = channel spacing,  $\Delta\lambda = \Delta\lambda_s = 0.1 \text{ nm}$ , fiber loss,  $\alpha$  at  $\lambda = 1.55 \mu\text{m}$ , and noise figure,  $NF = 3 \text{ dB}$ . Based on the proposed parameters above, and the results of the set of the series of the figs. (2-16), the following facts are assured as follows:

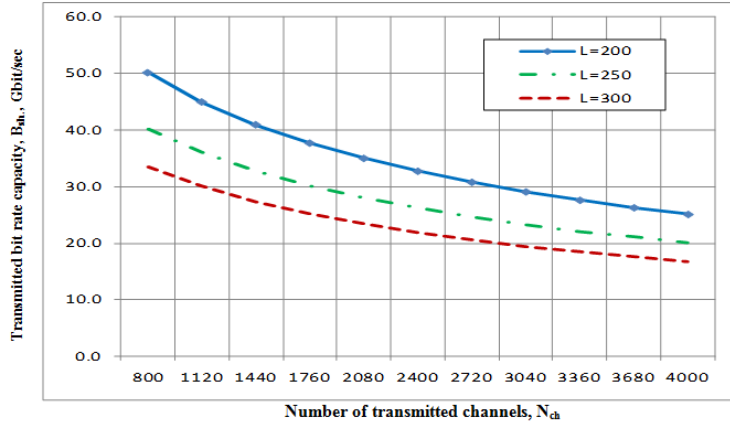
- i) As shown in the series of figs. (3-5) have assured that as number of transmitted channels increases, this leads to decrease in transmitted signal power, transmitted signal bandwidth, and transmission bit rate capacity at different fiber cable lengths. As well as fiber cable length increases, this results in decreasing of transmitted signal power, transmitted signal bandwidth, and transmission bit rate capacity at constant number of transmitted channels.
- ii) Figs. (6-8) have demonstrated that as optical signal wavelength increases, this leads to decrease in transmitted signal power, transmitted signal bandwidth, and transmission bit rate capacity at different fiber cable lengths. As well as fiber cable length increases, this results in decreasing of transmitted signal power, transmitted signal bandwidth, and transmission bit rate capacity at constant operating optical signal wavelength.



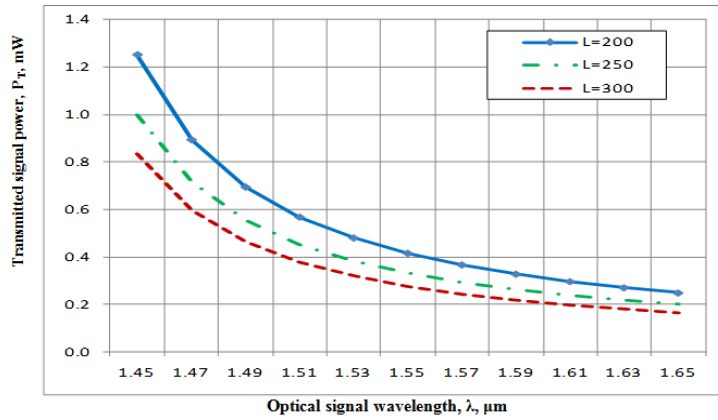
**Fig. 3. Variations of Transmitted Signal Power versus Number of Transmitted Channels at the Assumed Set of Operating Parameters**



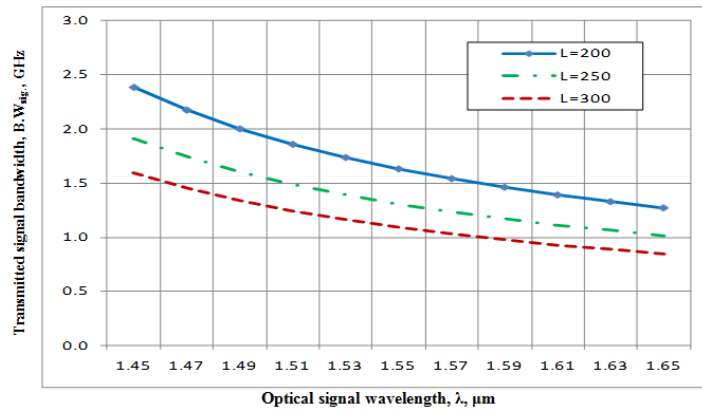
**Fig. 4. Variations of Transmitted Signal Bandwidth Against Number of Transmitted Channels at the Assumed Set of Operating Parameters**



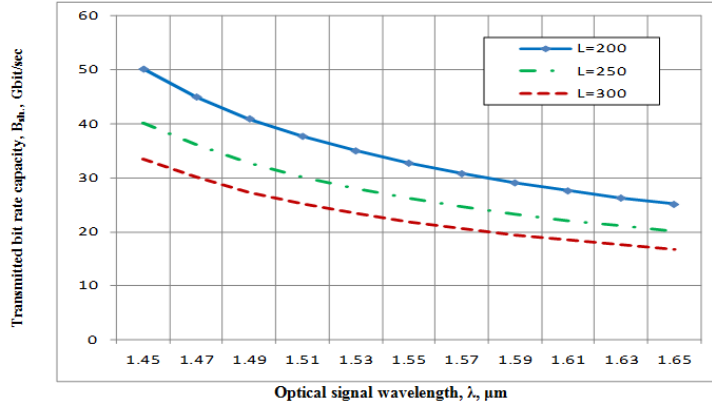
**Fig. 5. Variations of Transmitted Bit Rate Capacity Against Number of Transmitted Channels at the Assumed Set of Operating Parameters**



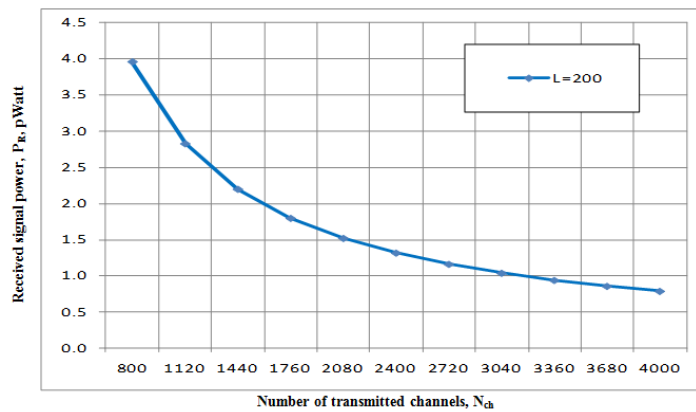
**Fig. 6. Variations of Transmitted Signal Power Against Operating Signal Wavelength at the Assumed Set of Operating Parameters**



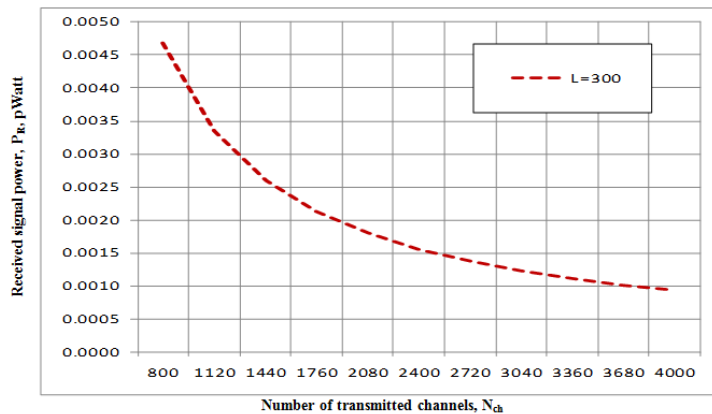
**Fig. 7. Variations of Transmitted Signal Bandwidth Against Operating Signal Wavelength at the Assumed Set of Operating Parameters**



**Fig. 8. Variations of Transmitted Bit Rate Capacity Against Operating Signal Wavelength at the Assumed Set of Operating Parameters**

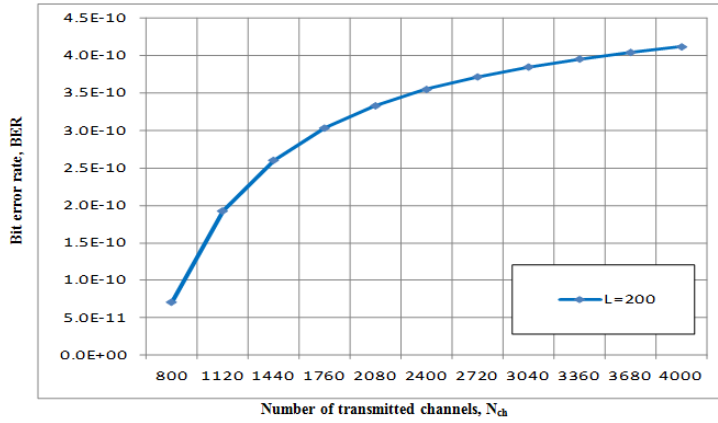


**Fig. 9. Variations of Optical Signal Received Power Against Number of Transmitted Channels at the Assumed Set of Operating Parameters**

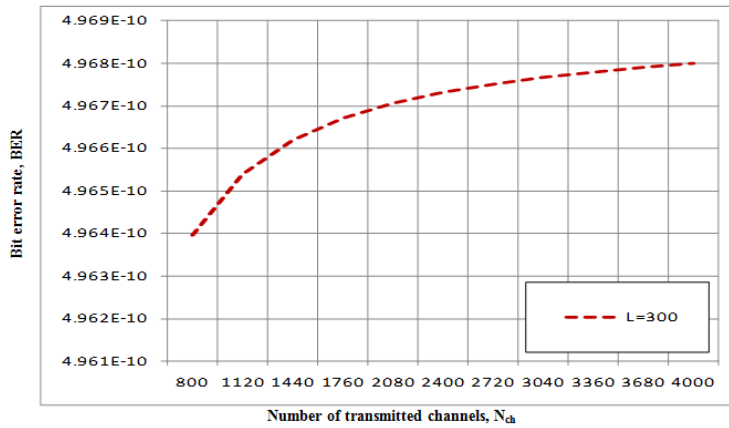


**Fig. 10. Variations of Optical Signal Received Power Against Number of Transmitted Channels at the Assumed Set of Operating Parameters**

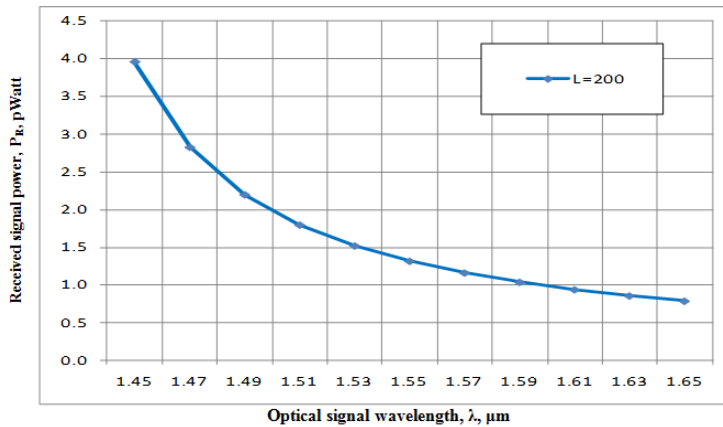




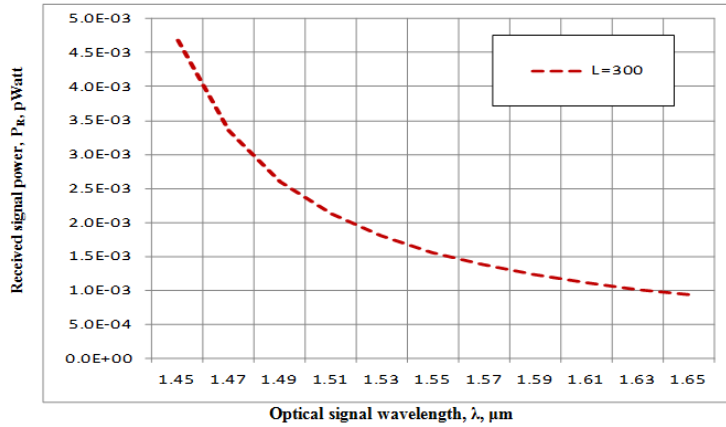
**Fig. 11. Variations of Bit Error Rate Against Number of Transmitted Channels at the Assumed Set of Operating Parameters**



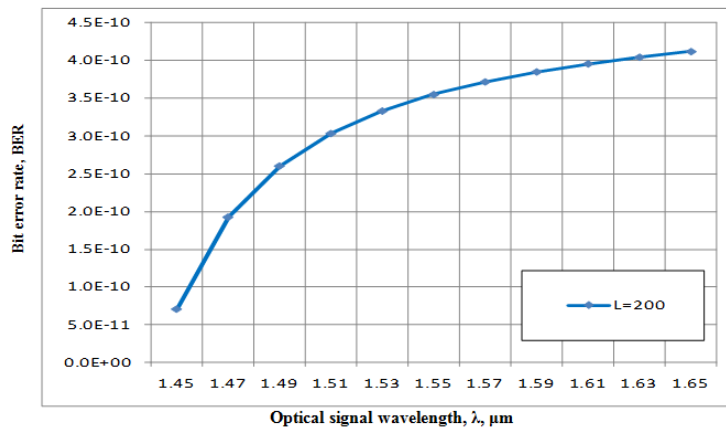
**Fig. 12. Variations of Bit Error Rate against Number of Transmitted Channels at the Assumed Set of Operating Parameters**



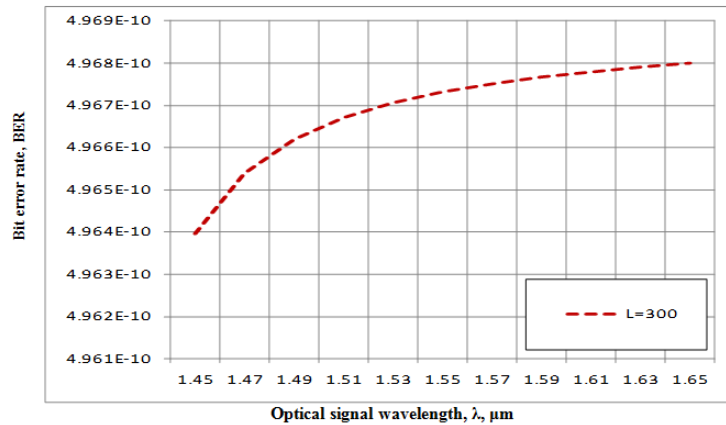
**Fig. 13. Variations of Optical Signal Received Power against Optical Signal Wavelength the Assumed Set of Operating Parameters**



**Fig. 14. Variations of Optical Signal Received Power versus Optical Signal Wavelength at the Assumed Set of Operating Parameters**



**Fig. 15. Variations of Bit Error Rate Against Optical Signal Wavelength at the Assumed Set of Operating Parameters**



**Fig. 16. Variations of Bit Error Rate Against Optical Signal Wavelength at the Assumed Set of Operating Parameters**

- iii) Figs. (9, 10) have indicated that as number of transmitted channels increases, this results in decreasing of received signal power at different fiber cable link lengths. As well as fiber link length increases, this results in decreasing of received signal power at constant number of transmitted channels.
- iv) As shown in Figs. (11, 12) have proved that as number of transmitted channels increases, this results in of increasing of bit error rate at different fiber link lengths. As well as fiber link length increases, this results in increasing of bit error rate at constant number of transmitted channels.
- v) Figs. (13, 14) have indicated that as optical signal increases, this results in decreasing of received signal power at different fiber cable link lengths. As well as fiber link length increases, this results in decreasing of received signal power at constant operating optical signal wavelength.
- vi) As shown in Figs. (15, 16) have proved that as operating optical signal wavelength increases, this results in of increasing of bit error rate at different fiber link lengths. As well as fiber link length increases, this results in increasing of bit error rate at constant operating optical signal wavelength.

## 5. Conclusions

In a summary, we have demonstrated that the OADMs are the simplest elements to introduce wavelength management capabilities by enabling the selective add and drop of optical channels based on DWDM technology in next generation optical networks. It is observed that the decreased number of transmitted channels, fiber link length, and operating optical signal wavelength, the increased optical transmitted signal power, optical signal bandwidth, and transmission bit rate capacity per all transmitted channels. As well as we have observed that the decreased of both number of transmitted channels and operating optical signal wavelength at the same fiber link length, the increased optical received power and the decreased bit error rate at the receiving side. Moreover the decreased fiber link length at constant of both number of transmitted channels and operating optical signal wavelength, the increased optical received signal power, and the decreased bit error rate at the receiving side.

## References

- [1] Abd El-Naser A. Mohammed, Abd El-Fattah A. Saad, and Ahmed Nabih Zaki Rashed, "High Channel Arrayed Waveguide Grating (AWG) in Wavelength Division Multiplexing Passive Optical Networks (WDM-PONs)," *IJCSNS International Journal of Computer Science and Network Security*, Vol. 9, No. 1, pp. 253-259 (2009) January.
- [2] M. S. Ab-Rahman, and S. Shaari, "Low-Cost Encoding Device for Optical Code Division Multiple Access System," *American J. of Engineering and Applied Sciences*, Vol. 2, No. 2, pp. 317-323 (2009)
- [3] Ab-bou, F.M., H.Y. Wong, C.C. Hiew, A. Abid and H.T. Chuah, "Performance Evaluation of Dispersion Managed Optical TDM-WDM Transmission System in the Presence of SPM, XPM and FWM," *J. Opt. Commun.*, Vol. 28, No. 2, pp. 221-224 (2007)
- [4] P. S. Andre, J. L. Pinto, T. Almedia, and M. Pousa , "Optical Add-Drop Multiplexer Based on Fiber Bragg Gratings for Dense Wavelength Division Multiplexing Networks," *J. Opt. Commun.*, Vol. 17, No. 2, pp. 333-339 (2002)
- [5] Abd El Naser A. Mohammed, Ahmed Nabih Zaki Rashed, Gaber M. El-Abyad, and Abd-El-fattah A. Saad "Applications of Conventional and A thermal Arrayed Waveguide Grating (AWG) Module in Active and Passive Optical Networks (PONs)," *International Journal of Computer Theory and Engineering (IJCTE)*, Vol. 1, No. 3, pp. 290-298 (2009) August.

- [6] P. S. Andre, A. N. Pinto, J. L. Pinto, T. Almeida, and M. Pousa, "Selective Wavelength Transparent Optical Add-Drop Multiplexer Based on Fiber Bragg Gratings," *J. Opt. Commun.*, Vol. 24, No. 3, pp. 222-229 (2006)
- [7] Y. N. Singh, A. Kumar, A. Saktthivel, and V. Singh, "A novel Fiber Optic Subscriber Access Network and Optical Amplifier Placement," *J. Lightwave Technology*, Vol. 25, No. 1, pp. 98-111 (2005)
- [8] M. S. Ab-Rahaman, S. Suliana, K. Mat, and B. Ng, "The Hybrid Protection Scheme in Hybrid OADM/OXC/MUX," *Australian J. of Basic and Applied Sciences*, Vol. 2, No. 4, pp. 968-976 (2008)
- [9] Abd El-Naser Mohammed, Mohammed El-Halawany, Ahmed Nabih Zaki Rashed, and Amina El-Nabawy "Transmission Performance Analysis of Digital Wire and Wireless Optical Links in Local and Wide Areas Optical Networks," *IJCSIS International Journal of Computer Science and Information Security*, Vol. 3, No. 1, pp. 106-115 (2009) July.
- [10] Y. N. Singh, A. Kumar, A. Saktthivel, and V. Singh, "A novel Fiber Optic Subscriber Access Network and Optical Amplifier Placement," *J. Lightwave Technology*, Vol. 25, No. 1, pp. 98-111 (2005)
- [11] B. Jalali, "Raman Based Silicon Photonics," *IEEE Journal of Sel. Top. Quantum Electron.*, Vol. 12, No. 3, pp. 412-423 (2006)
- [12] M. S. Ab-Rahaman, S. Suliana, K. Mat, and B. Ng, "The Hybrid Protection Scheme in Hybrid OADM/OXC/MUX," *Australian J. of Basic and Applied Sciences*, Vol. 2, No. 4, pp. 968-976 (2008)
- [13] Abd El-naser A. Mohammed, Abd El-fattah A. Saad, Ahmed Nabih Zaki Rashed, and Mohammed Eid, "Characteristics of Multi-Pumped Raman Amplifiers in Dense Wavelength Division Multiplexing (DWDM) Optical Access Networks," *IJCSNS International Journal of Computer Science and Network Security*, Vol. 9, No. 2, pp. 277-283 (2009)
- [14] Abd El-Naser A. Mohammed, Ahmed Nabih Zaki Rashed, and Mahmoud M. Eid, "Important Role of Optical Add Drop Multiplexers (OADMs) With Different Multiplexing Techniques in Optical Communication Networks," *International Journal of Computing*, Vol. 9, No. 2, pp. 152-164 (2010)
- [15] Abd El-Naser A. Mohammed, Gaber E. S. M. El-Abyad, Abd El-Fattah A. Saad, and Ahmed Nabih Zaki Rashed, "High Transmission Bit Rate of A thermal Arrayed Waveguide Grating (AWG) Module in Passive Optical Networks," *IJCSIS International Journal of Computer Science and Information Security*, Vol. 1, No. 1, pp. 13-22 (2009) May.

## Author



**Dr. Ahmed Nabih Zaki Rashed** was born in Menouf city, Menoufia State, Egypt country in 23 July, 1976. Received the B.Sc., M.Sc., and Ph.D. scientific degrees in the Electronics and Electrical Communications Engineering Department from Faculty of Electronic Engineering, Menoufia University in 1999, 2005, and 2010 respectively. Currently, his job carrier is a scientific lecturer in Electronics and Electrical Communications Engineering Department, Faculty of Electronic Engineering, Menoufia university, Menouf. Postal Menouf city code: 32951, EGYPT. His scientific master science thesis has focused on polymer fibers in optical access communication systems in short transmission distances. Moreover his scientific Ph. D. thesis has focused on recent applications in linear or nonlinear passive or active (LNPA) in optical networks.

His interesting research mainly focuses on transmission capacity, a data rate product and long transmission distances of passive and active optical communication networks, wireless communication, radio over fiber communication systems, and optical network security and management. He has published many high scientific research papers in high quality and technical international journals in the field of advanced communication systems, optoelectronic devices, and passive optical access communication networks. His areas of interest and experience in

optical communication systems, advanced optical communication networks, wireless optical access networks, analog communication systems, optical filters and Sensors, digital communication systems, optoelectronics devices, and advanced material science, network management systems, multimedia data base, network security, encryption and optical access computing systems. As well as he is editorial board member in high academic scientific International research Journals. Moreover he is a reviewer member in high impact scientific research international journals in the field of electronics, electrical communication systems, optoelectronics, information technology and advanced optical communication systems and networks. His personal electronic mail ID (E-mail:ahmed\_733@yahoo.com).

